



Enerdrive
DRIVING YOUR ENERGY NEEDS

eSYSTEM-E



WHAT'S INCLUDED?

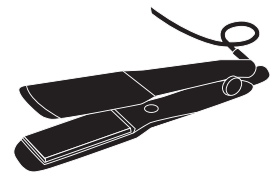

- ePOWER AC 40Amp 230v Charger
- ePOWER DC2DC 40+ Charger (Vehicle/Solar)
- ePRO Plus 500A Battery Monitor with Remote Display
- 3 Stud Main Negative Bus Bar
- 40A Low Battery Cutout
- Main System Circuit Breaker 120A
- Inverter Circuit Breaker 200A
- Solar Input Positive Circuit Breaker 40A
- ePOWER DC2DC 60A Output Fuse Connection
- ePOWER AC Charger 50A Output Connection
- 24hr Critical Load 4 Circuit "Wedge" Fuse Block
- Main 12 Circuit "Wedge" Fuse Block with Negative Bus and Cover
- Battery Restart Switch (Lithium Batteries)
- 12mm Black Plastic Mounting Board. Water & Rot Resistance




BENEFITS OF THIS SYSTEM


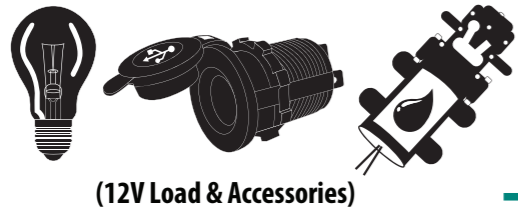
SERVICE & SUPPORT	DIAGRAMS AVAILABLE ONLINE
QUICK & EASY INSTALLATION	5 YEAR WARRANTY
PROGRAMMABLE FOR MOST BATTERIES	LIFETIME TECH SUPPORT

SUITABLE FOR 12V AND AC APPLIANCES





Enerdrive Fixed Solar Panels



Enerdrive B-TEC Lithium Batteries
Battery Capacity Options Available

- x1 B-TEC 200Ah = Total 200Ah
- x2 B-TEC 200Ah = Total 400Ah
- x1 B-TEC 300Ah = Total 300Ah
- x2 B-TEC 300Ah = Total 600Ah



490mm

600mm

Depth:
Weight: 12.5kg

COMPONENT DESCRIPTIONS

1.	DC2DC - Safely charge your Battery System via vehicle & solar
2.	AC Charger - Safely charge your Battery System from AC Mains or Generator
3.	Inverter - Use appliances up to 2000 watts
4.	Battery Reset Button - Restart your flat Lithium Battery with ease
5.	ePRO Plus - Monitor multiple circuits; such as fridge, solar lights, etc
6.	Quality Circuit Protection

COMPLETE YOUR SYSTEM WITH ENERDRIVE B-TEC LITHIUM BATTERIES



FEATURES	
5 Year Warranty	
Lifetime Support	
Bluetooth Battery Monitor	
Battery Reset Button	
Serviceable Internal Bms (by Enerdrive)	
Size & Weight Savings	



Enerdrive ePRO Plus Battery Monitor

TO BUILD THE ULTIMATE ENERDRIVE POWER SYSTEM, CONSIDER THESE SYSTEM UPGRADE OPTIONS:

eSYSTEM-E OPTIONS	QTY
Tri-Star Solar Controller (Mounted Separately)	
Battery to Board Cable Kit	
View additional DC Channels via your monitor	
Solar	
B-TEC Battery/Batteries	
Battery Parallel Cable Kit	
Tow Hitch to DC2DC Cable Kit	
Vehicle Start Battery to Tow Hitch Cable Kit	
Solar Cable Kit	
Consider eSYS-D for Simarine options	
ePOWER Inverters 2000W or 2600W	

Any questions please speak to your Enerdrive representative today. We can help you create the Ultimate Power System.

NOTES

